




ISUZU RED TECH™
 Reliable. Eco-friendly. Durable. Technologically Advanced

6H SERIES

Dependable Power | 282 HP (210 KW) @ 1900 RPM (variable speed)

BEAUTY FOR THE BEHOLDER

(behold)



High technology exhaust after treatment provides the ideal level of applied simplicity and end user **performance to behold.**

BEHOLD

Certifications

U.S. EPA Tier **4**
 EU Stage **IV**

isuzuengines.com



- Agricultural
- General Industrial
- Marine
- Eco-Friendly
- Automotive
- On Road Heavy Duty

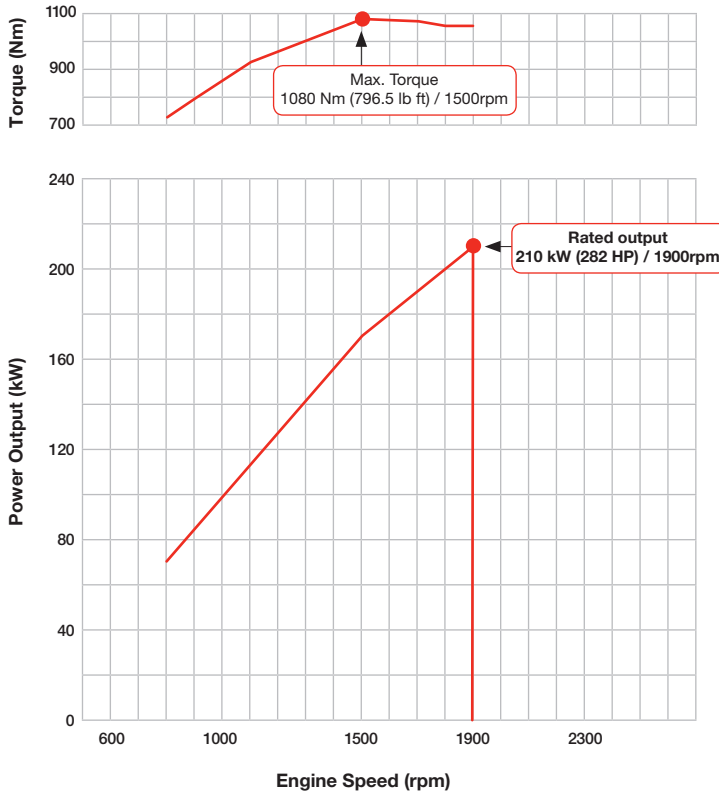
Applications

- AWP
- Water Pump
- Hydraulic Pump
- Refrigeration
- Generator
- Asphalt Paver
- Irrigation

ISUZU
DIESEL

Performance

Engine Performance Curves

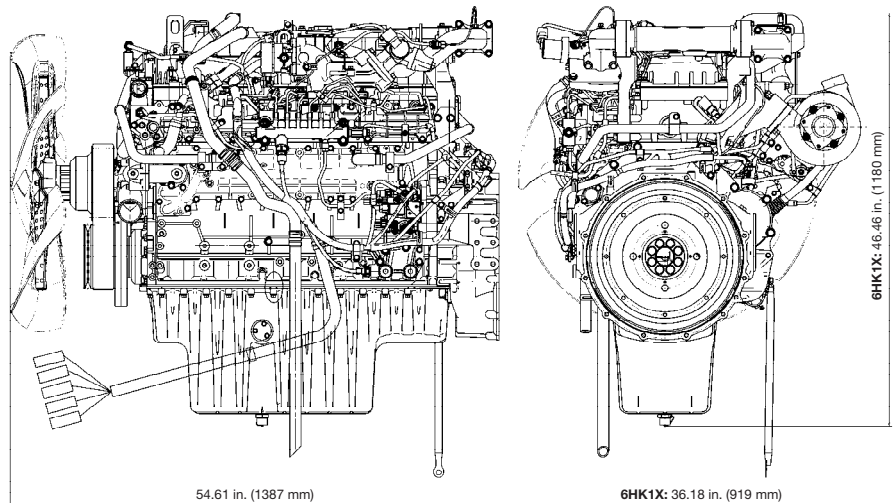


Standard

- Emission Control Device, maintenance free
- DOC & SCR
- Other emission-reducing features, including Cooled EGR, Wastegate Turbocharger
- High pressure Common Rail and Direct Injection
- Electric & self-priming fuel lift pump
- Glow plug starting aid
- 5-year / 5,000-hour warranty
- 500-hour oil drain & service interval

Available Options

- Side or bottom drain oil pan
- SAE B Gear Case PTO
- Flywheel housings: SAE #2
- Cooling packages
- Air cleaners
- Meter board and wire harness
- Engine mounting
- Weather and sound-proofing enclosure
- DEF System



For additional information, please contact your local distributor or visit isuzuengines.com

Isuzu Motors America, LLC

46401 Commerce Center Drive
Plymouth, Michigan 48170
Phone: 734.582.9470
Fax: 734.455.7581

ILS-6HK1X-017-2

ISUZU
DIESEL

isuzuengines.com