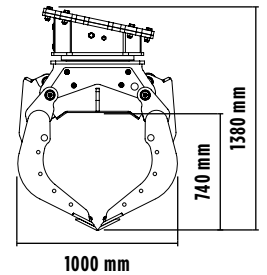
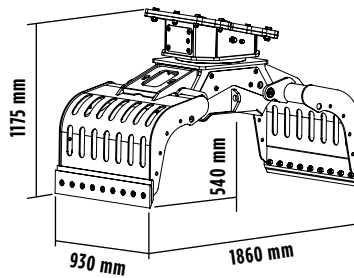



MB-G900 S4



ACCESSORIES

- RECOMMENDED SPARE PARTS KIT
- FIXED COUPLING
- GRIP IMPROVEMENT KIT
- MULTI-PURPOSE BLADE KIT
- RUBBER PROTECTION KIT
- CLAM SHELL KIT
- 24 MONTHS WARRANTY

SPECIFICATIONS

EQUIPMENT	 $\geq 12 \leq 18$ Ton
LOAD CAPACITY (CLAWS CLOSED)	0,43 m ³ / 430 L
FLOW DIRECTION	15 ÷ 30 l/min.
OIL FLOW (OPEN/CLOSE)	30 l/min.
PRESSURE OF ROTATION	> 160 bar
PRESSURE (OPEN/CLOSE)	200 ÷ 300 bar
WEIGHT	0,78 Ton
ROTATION	360°



AREAS OF APPLICATION



URBAN
CONSTRUCTION
SITES



PORTS AND
FREIGHT
TERMINALS



QUARRIES



RECYCLING AND
WASTE SORTING
FACILITY



MOVING AND
SEPARATING
MATERIALS



UTILITY
WORK



LANDSCAPING

The data provided above is not binding, as the manufacturer reserves itself the right to make improvements to its products at any time and with no advance notice. References to excavator weights are approximate and many may be subject to changes.

Rev. 2020 / 07



WWW.MBCRUSHER.COM